

7.11

MASTER PLAN DIAGRAMS CYPRESS HIGH | OVERVIEW



- Classrooms, CR
 - Science Labs, SCI
 - Special Education
 - Electives
 - Computer Lab
 - Admin / Faculty
FW - Faculty Work, FL - Faculty Lounge
 - Library / MPR
 - Food Service
 - Physical Education / Athletics
PE - Physical Education, LR - Locker Room
 - Support Spaces
S - Storage, T - Toilets, U - Utility, C - Custodial
-
- Hardcourts
 - Play Fields
 - ☆ Main Entrance
 - ➔ Drop-off

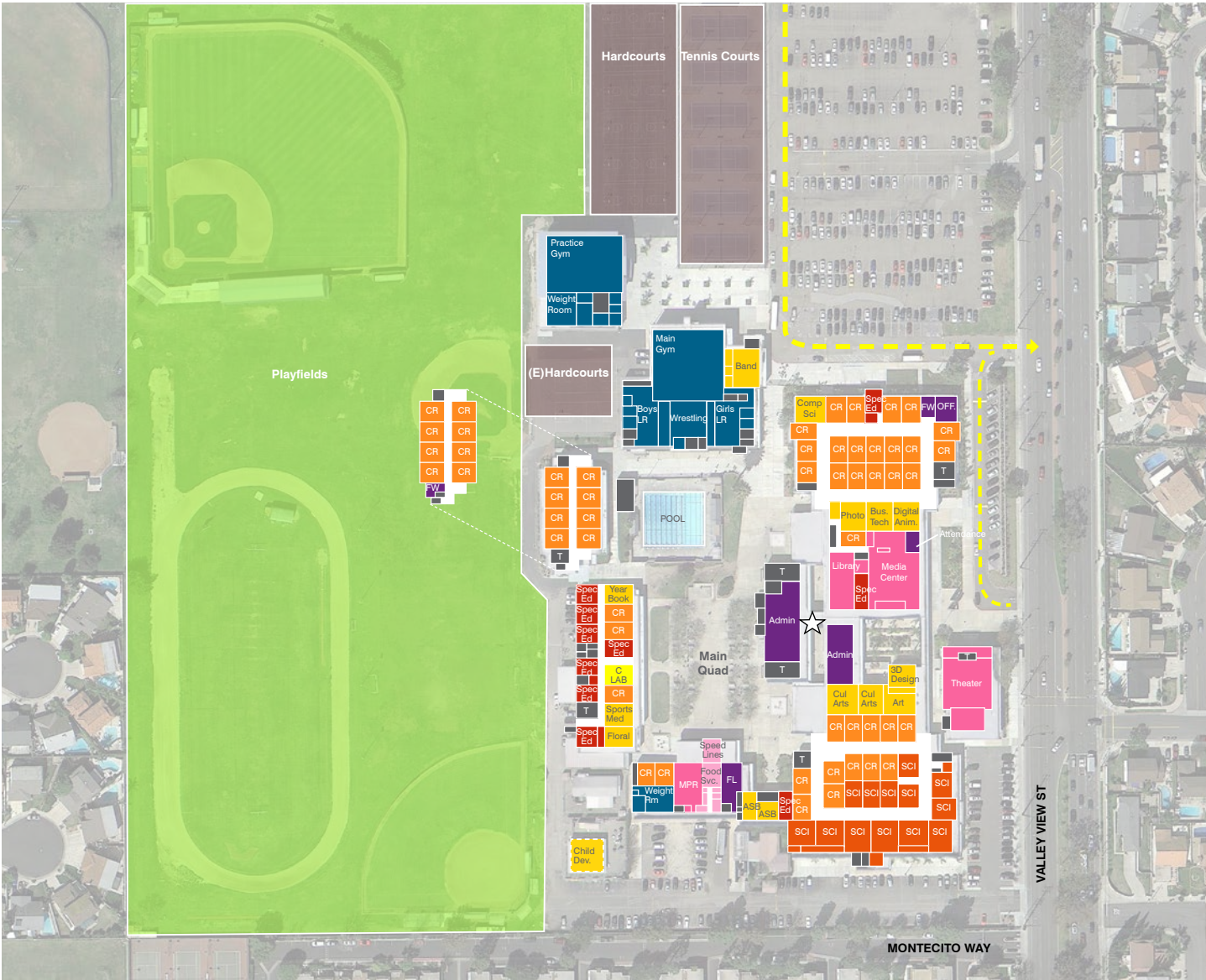
320 ft
 1" = 320'

MASTER PLAN DIAGRAMS

CYPRESS HIGH | EXISTING

Anaheim Unified High School District began a long range Facilities Master Plan in October 2013. Over the last 7 months, the District has engaged school site staff, teachers, principals, community members, and leadership in the discussion about what the vision of AUHSD's schools should become. This existing site map represents the uses identified in the needs assessment study, completed in February 2014. Additional input was incorporated into the plan based on LPA's site walks and Site Committee meetings in November - December 2014, where there was a review of each school's site committee questionnaire responses and initial planning opportunities were identified.

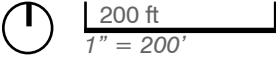
Facilities Master Planning is, by its nature, a broad endeavor. The Facilities Master Plan (FMP) developed is a "living" document and also a strategic planning tool that will identify short-term and long-term facility goals for the District.



- Classrooms, CR
- Science Labs, SCI
- Special Education
- Electives
- Computer Lab
- Admin / Faculty
FW - Faculty Work, FL - Faculty Lounge
- Library / MPR
- Food Service
- Physical Education / Athletics
PE - Physical Education, LR - Locker Room
- Support Spaces
S - Storage, T - Toilets, U - Utility, C - Custodial

- Hardcourts
- Play Fields
- ☆ Main Entrance
- Drop-off

Current Enrollment :	2,516
Teaching Stations	
Classrooms	52
Science Labs	13
Elective	14
Sub Total:	79
Resource Specialist, RSP	0
Special Education	10
Physical Education, PE.	3
Computer Lab	1
Grand Total:	93



MASTER PLAN DIAGRAMS

CYPRESS HIGH | PROPOSED OVERALL + CIRCULATION

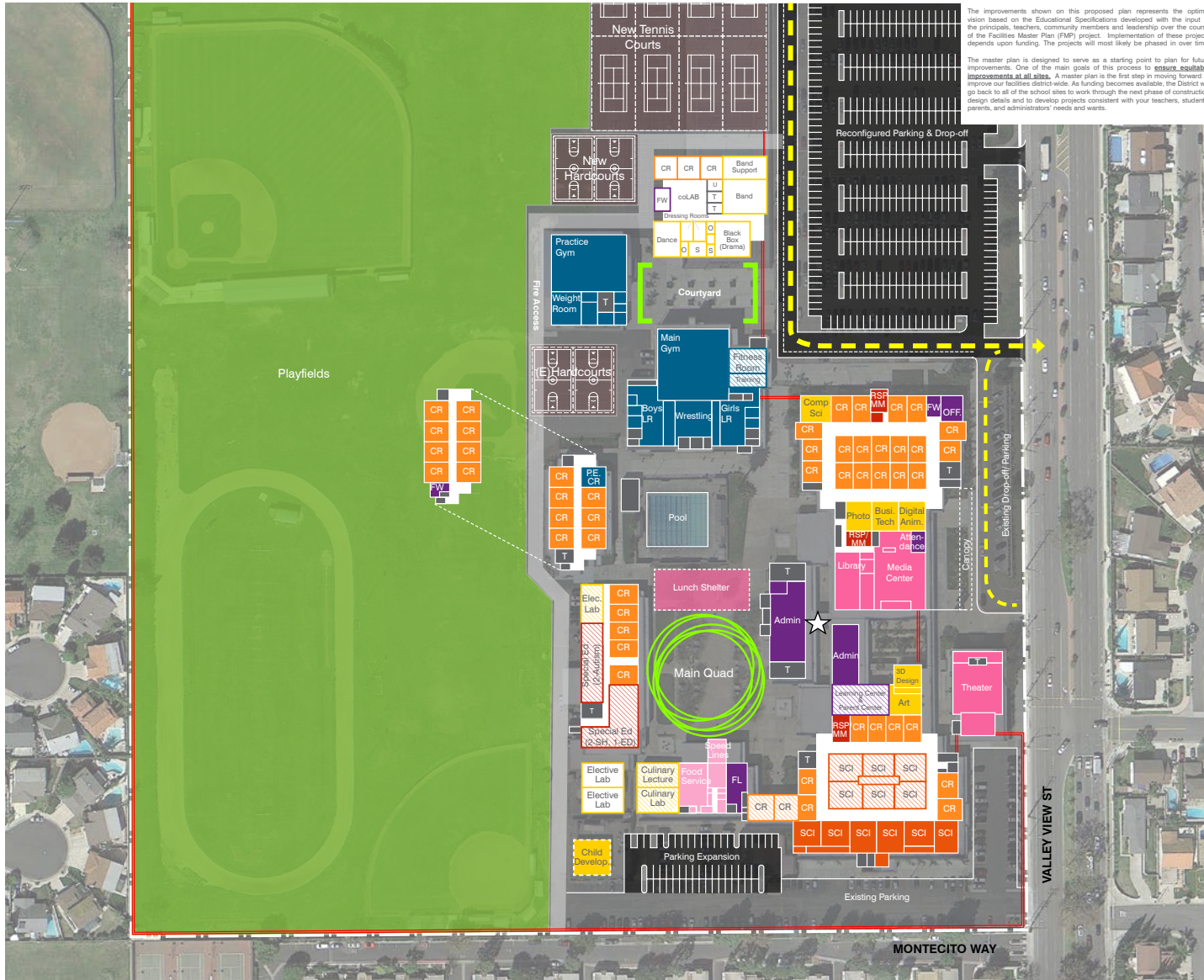


- Main Entry Point / Circulation
- Drop-Off
- Fire Lane
- Fencing / Landscape Buffer
- Existing Building
- New Construction
- Learning Courts
- Main Quad
- Hardcourts
- Play Fields
- Main Entrance

320 ft
1" = 320'

7.11

MASTER PLAN DIAGRAMS CYPRESS HIGH | PROPOSED



The improvements shown on this proposed plan represents the optimal vision based on the Educational Specifications developed with the input of the principals, teachers, community members and leadership over the course of the Facilities Master Plan (FMP) project. Implementation of these projects depends upon funding. The projects will most likely be phased in over time.

The master plan is designed to serve as a starting point to plan for future improvements. One of the main goals of this process is to ensure available improvements at all sites. A master plan is the first step in moving forward to improve our facilities district-wide. As funding becomes available, the District will go back to all of the school sites to work through the next phase of construction design details and to develop projects consistent with your teachers, students, parents, and administrators' needs and wants.

Modernization

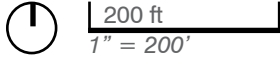
New Construction

Reconfigure

- Classrooms, CR
- Science Labs, SCI
- Special Education
- Electives
Lab spaces will be determined by program need. They could include PE, STEAM, or other elective.
- Computer Lab
- Admin / Faculty
FW - Faculty Work, FL - Faculty Lounge
- Library / MPR
- Food Service
- Physical Ed / Athletics
PE - Physical Education, LR - Locker Room
- Support Spaces
S - Storage, T - Toilets, O - Office
U - Utilities & Building Support, C - Custodial

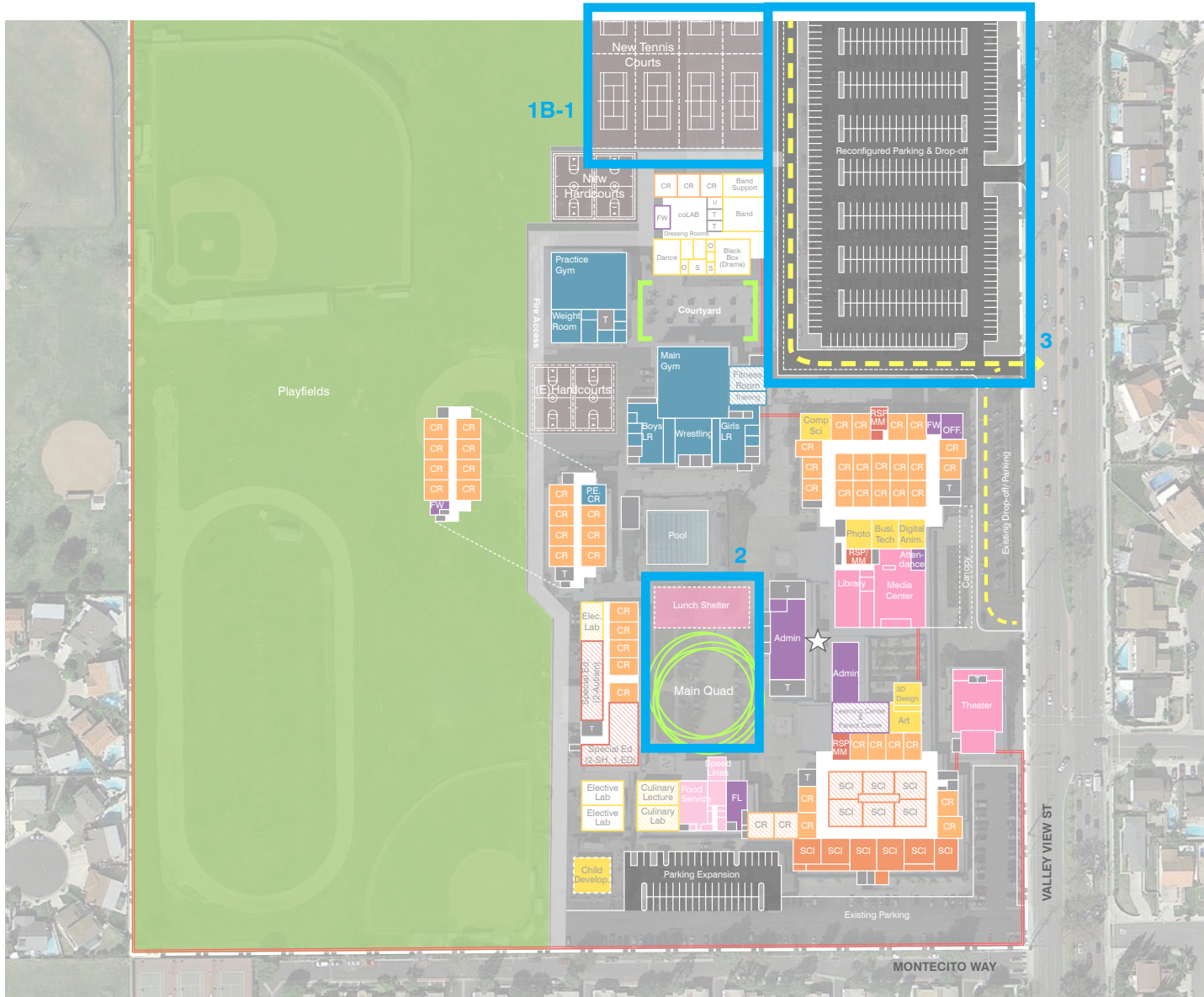
- Learning Courts
- Main Quad
(Site Improvements)
- Harcourts
- Play Fields
- Main Entrance
- Fire Lane
- Fencing / Landscape Buffer
- Drop - Off

Planning Capacity:	2,500
Teaching Stations	
Classrooms	52
Science Labs	12
Elective	16
Sub Total:	80
Resource Specialist Program / Mild - Moderate, RSP/MM	3
Special Education	5
Physical Education / Athletics	5
Grand Total:	93



MASTER PLAN DIAGRAMS

CYPRESS HIGH | PROPOSED-PHASE 1



Modernization

New Construction

Reconfigure

- Classrooms, CR
- Science Labs, SCI
- Special Education
- Electives
Lab spaces will be determined by program need. They could include PE, STEM, or other elective.
- Computer Lab
- Admin / Faculty
FW - Faculty Work, FL - Faculty Lounge
- Library / MPR
- Food Service
- Physical Ed / Athletics
PE - Physical Education, LR - Locker Room
- Support Spaces
S - Storage, T - Toilets, O - Office, U - Utilities & Building Support, C - Custodial

- Learning Courts
- Main Quad
(Site Improvements)
- Harcourts
- Play Fields
- Main Entrance
- Fire Lane
- Fencing / Landscape Buffer
- Drop - Off

- PROPOSED SCOPE OF WORK**
- Phase 1A**
1. Flexible furniture, equipment and technology infrastructure at some Classrooms (*Scope of work and areas of work to be determined)
 2. New lunch shelter and some Quad improvements
 3. Drop-off and parking lot reconfiguration and fencing
 4. Safety & security improvements including fencing, cameras and locks
- Phase 1B** (included if additional funding becomes available)
1. New Tennis Courts

200 ft
1" = 200'

7.11 MASTER PLAN DIAGRAMS CYPRESS HIGH | PROGRAM

Cypress High School ANAHEIM UNION HIGH SCHOOL DISTRICT

2500 Student Program

New Construction Statistical Summary

2500 Student Master Plan Capacity (District Loading @ 27 Students/Teaching Station = 93 TS)

625 Students/Grade (Grades 9-12)

125 Students/Period = (4) Teaching Stations (6 Period Day, 32 Students/TS)

Academic Core

	State/Local Capacity	Regular Classroom	Regular Lab	State Loading	AUHS Loading	Square Footage
Core Academic + Foreign Language	27/32	3	0	81	96	5,406
Science	27/32	0	0	0	0	0
Performing Arts	27/32	0	3	81	96	13,263
Multi-Media Arts	27/32	0	0	0	0	0
Business/Design/Engineering	27/32	0	0	0	0	0
Transportation/Alternative Energy	27/32	0	0	0	0	0
Industrial Technology	27/32	0	0	0	0	0
Hospitality Tourism Recreation	27/32	0	0	0	0	0
Specialized Electives	27/32	0	2	54	64	3,724
Physical Education	27/0	0	0	0	0	1,067
ASB + Career Center	27/0					(In SF Below)
Total - Academic Core		3	5	216	256	23,460
RSP/MM	13/28	0	-	0	0	(In SF Below)
Special Ed	13/15	0	-	0	0	0

Total: All Spaces

3 5 216 256 **23,460**

Student/Staff Support

Student Support Services:	0
Library/Media Center:	0
Student Union/Campus Center:	0
Faculty Services:	0
Food Service/Custodial Support:	8,333
Total Student/Staff Support:	8,333

Grand Total - Gross SF: 31,792

Cypress High School ANAHEIM UNION HIGH SCHOOL DISTRICT

Educational Program Specification

Depart:	Space:	Type	Area:	Number:	Total Area:	Department by Type		
						SC/NS	ANC	SP
						Scheduled	Ancillary	Support
						Non-Scheduled		

Base Program - Academic Core

Academic Core

Teaching Stations

1 Standard Classroom	SC	960	3	2,880			
2 Shared Commons	ANC	240	3	720			
					2,880	720	0
					3,600		

PLC - Collaborative Teaming Area

3 Staff Collaboration	ANC	300	1	300			
4 Staff Toilets	ANC	65	1	65			
5 Storage	ANC	100	1	100			
					0	465	0
					465		

Sub-Total Academic Core Net SF:

Circulation/Support @ 25% (x 1.33):

Total Academic Core Gross SF:

	2,880	1,185	0
			4,065
			1,341
			5,406

Note: 9 Standard Teaching Stations/Cluster = 55 Standard Teaching Stations

16 English + 12 History + 8 Foreign Language + 16 Math + 3 RSP = 55 Standard Teaching Stations

Electives

CTE Programs: Design, Visual + Media Arts, Media Production Arts, Child Development, Patient Care/EMT
Sport Medicine, Culinary, Software + Systems Development

Performing Arts

Music/Drama/Dance

Music							4,660
26 Band/Orchestra Room	SC	2,800	1	2,800			
27 Group Ensemble Room	NS	960	1	960			
28 Practice Room	ANC	75	4	300			
29 Instrument Storage	ANC	400	1	400			
30 Uniform Storage	ANC	200	1	200			
31 Vocal/Choral Room	SC	1,400	0	0			
32 Practice Room	ANC	75	0	0			
33 Robe Storage	ANC	200	0	0			
34 Digital Music Lab	SC	1,200	0	0			
35 Staff Office/Music Library	ANC	400	0	0			
Drama							2,550
36 Black Box Theatre	SC	2,000	1	2,000	(45x45)		
37 Control Room	ANC	150	1	150			
38 Equipment Storage	ANC	200	1	200			
39 Staff Office/Drama Library	ANC	200	1	200	(1-2 Instructors)		
Dance							3,400
40 Dance Studio	SC	1,800	1	1,800			
41 Locker/Toilet/Dressing Room	ANC	500	2	1,000			
42 Costume Storage	ANC	400	1	400			
43 Staff Office/Music Library	ANC	200	1	200	(1-2 Instructors)		
					7,560	3,050	0
					10,610		
					7,560	3,050	0
Sub-Total Performing Arts Net SF:							10,610
Circulation/Support @ 20% (x 1.25):							2,653
Total Performing Arts Gross SF:							13,263

7.11 MASTER PLAN DIAGRAMS CYPRESS HIGH | PROGRAM

Cypress High School
ANAHEIM UNION HIGH SCHOOL DISTRICT

Educational Program Specification

Depart:	Space:	Type	Area:	Number:	Total Area:	Department by Type		
						SC/NS	ANC	SP
						Scheduled	Ancillary	Support
						Non-Scheduled		

Specialized Programs

Software Systems, Health, Child Development.

Room	Type	Area	Number	Total Area	SC/NS	ANC	SP
95 Labs	SC	1,200	2	2,400			
96 Storage	ANC	200	2	400			
					2,400	400	0
					2,800		

Specialized Classrooms:	2,400	400	0
Circulation/Support @ 25% (x 1.33):			2,800
Total Specialized Classrooms Gross SF:			924
			3,724

Physical Education

Athletic Teaching Stations

Room	Type	Area	Number	Total Area	Notes		
111 Weight Room	NS	1,800	0	0	(Divisible Room)		
112 Fitness Room	NS	2,400	0	0			
113 Health Classroom	NS	960	1	960			
114 Wrestling Room	NS	1,800	0	0	(Space for 40' x 40' Mat)		
115 Wrestling Storage	ANC	200	0	0			
					960	0	0
					960		

Sub-Total Physical Education Net SF:	960	0	0
Circulation/Support @ 10% (x 1.111):			107
Total Physical Education Gross SF:			1,067

Cypress High School
ANAHEIM UNION HIGH SCHOOL DISTRICT

Educational Program Specification

Depart:	Space:	Type	Area:	Number:	Total Area:	Department by Type		
						SC/NS	ANC	SP
						Scheduled	Ancillary	Support
						Non-Scheduled		

Base Program - Student/Staff Support Services

Nutrition Services

Food Service/Student Dining

Room	Type	Area	Number	Total Area	SC/NS	ANC	SP
133 Kitchen/Food Prep	SP	2,350	0	0			
134 Dry Storage	SP	250	0	0			
135 Walk-In Refrigerator/Freezer	SP	125	0	0			
136 Serving Line	SP	800	0	0			
137 Serving Windows	SP	150	0	0			
138 Changing Room/Toilet	SP	95	0	0			
139 Food Service Director Office w/Safe	SP	150	0	0			(2 Workstations)
140 Receiving Area	SP	100	0	0			
141 Lunch Shelter	SP	7,500	1	7,500			(1000 Students)
					0	0	7,500
					0		

Sub-Total Food Service/Custodial Net SF:	0	0	7,500
Circulation/Support @ 10% (x 1.111):			833
Total Food Service/Custodial Gross SF:			8,333

Square Footage Summary

Sub-Total Base Program Net SF:	13,800	4,635	7,500
Total Circulation/Support:			25,935
Total Base Program Gross SF:			31,792

MASTER PLAN DIAGRAMS

CYPRESS HIGH | PROJECT COST SUMMARY

SCOPE OF WORK CATEGORIES	TOTAL	PROPOSED PHASE 1A	PROPOSED PHASE 1B
1. Modernize & Reconfigure Existing Classroom & Lab Buildings	\$5,163,000	\$0	\$0
2. Existing Building Systems & Toilets	\$5,994,000	\$0	\$0
3. Site Utilities	\$2,224,000	\$0	\$0
4. New Construction Classrooms	\$2,385,000	\$0	\$0
5. Design Lab, Science, and Career Tech Education	\$6,642,000	\$0	\$0
6. Performing Arts Improvements	\$8,505,000	\$0	\$0
7. Multipurpose / Food Service Improvements	\$1,885,000	\$400,000	0
8. Physical Education Improvements	\$5,099,000	\$0	\$0
9. Administration & Staff Support	\$1,008,000	\$0	\$0
10. Student Collaboration & Student Support Services	\$3,370,000	\$0	\$0
11. Safety & Security	\$3,830,000	\$2,802,000	\$0
12. Outdoor Learning Quads	\$1,157,000	\$798,000	\$0
13. Exterior Play Fields & Hardcourts	\$4,353,000	\$0	\$1,500,000
14. 21st Century Learning Classroom Flexibility	\$2,225,000	\$1,112,500	\$0
15. Technology Infrastructure	\$1,549,000	\$774,500	\$0
			<i>*Phase 1A scope is included in Phase 1. If additional funding becomes available then Phase 1B scope of work shall be the next priority for implementation</i>
Total Construction / Project Cost (2014\$)	\$55,389,000	\$5,887,000	\$1,500,000